

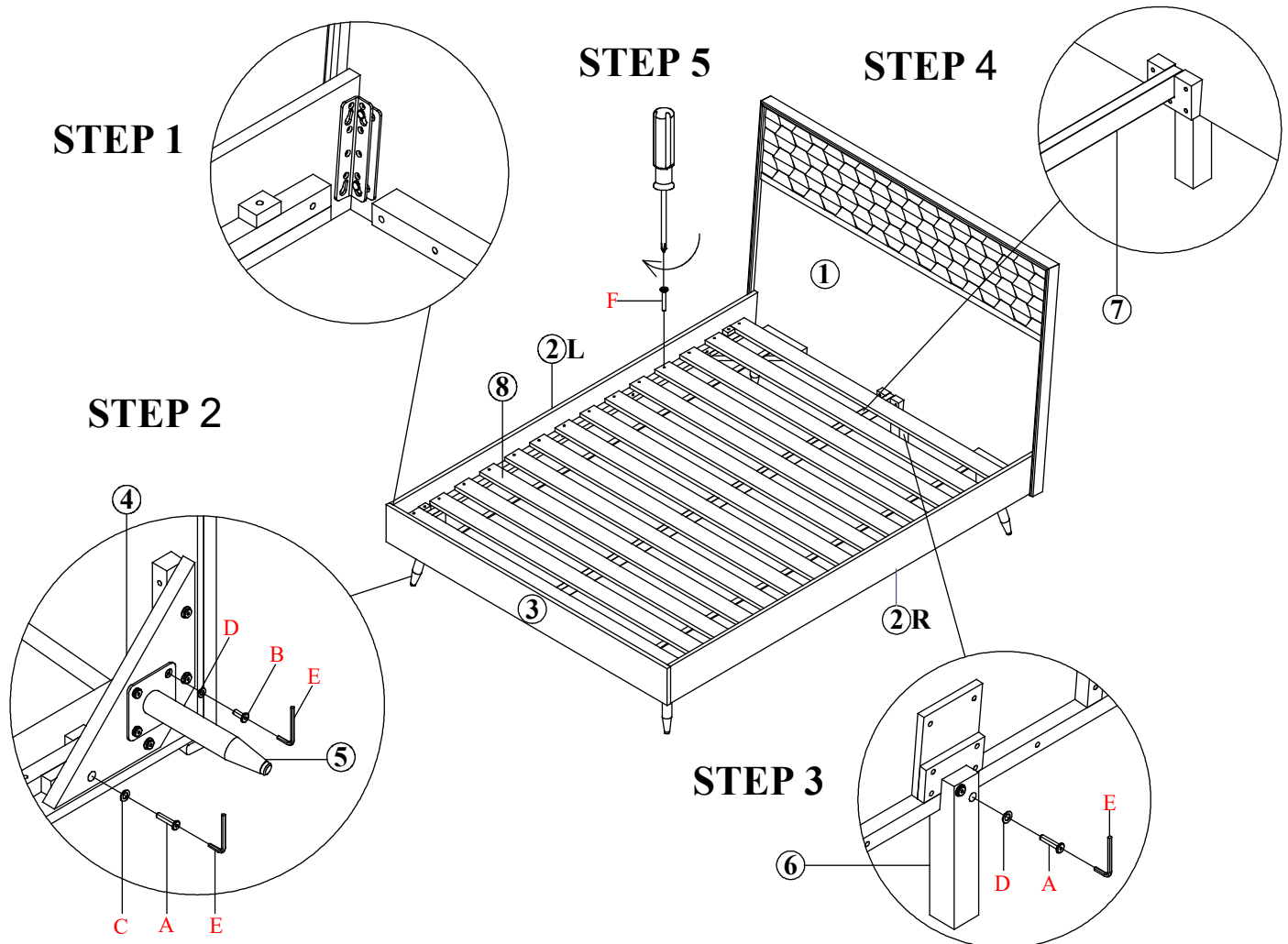
# BED

# ASSEMBLY INSTRUCTION

**CAUTION:** PLEASE READ ALL INTRUCTIONS BEFORE STARTING THE ASSEMBLY OF THIS PRODUCT. THESE PIECES ARE HEAVY. IN ORDER PREVENT PERSONAL INJURY AND ENSURE THAT THIS PRODUCT IS NOT DAMAGED DURING THE ATTENTION: ASSEMBLY PROCESS, IT IS STRONGLY RECOMMENDED THAT YOU ENLIST THE ASSISTANCE OF ONE OR MORE PEOPLE.

**ATTENTION:** VEUILLEZ LIRE TOUTES LES INSTRUCTIONS AVANT DE COMMENCER L'ASSEMBLAGE DE CE PRODUIT. LES PENDANT L'ASSEMBLAGE, POUR EUVITER BLESSURE ET POUR QUE LE PAS ENDOMMAGE CUIDADO OR DE LEER VOUS RECOMMANDONS DE FAIRE APPEL UN AUTRES PERSONNES.







**CUIDADO:** AVOR DE LEER TODAS LAS INSTRUCCIONES ANTES DE ENSAMBLAR SU PRODUCTO. ESTAS PIEZAS PESADAS. PARA PREVENIR HERIDAS PERSONALES YASEGURAR QUE SU PRODUCTO NO SEA DANADO MIENTRAS ESENSAMBLADO. LA ASISTENCIA DE UNA O MAUS PERSONAS



## LIST OF PARTS AND HARDWARE

No	Description	Q'ty
1	Headboard panel	1
2	Side Rail	2
3	Footboard panel	1
4	Wooden Baskets	4
5	Legs	4
6	Support legs	1
7	Middle Rail	1
8	Slat	14

## LIST OF PARTS AND HARDWARE

No	Description	Q'ty
A	 Bolt M6x40mm	18
B	 Bolt M6x20mm	16
C	 Washer Ø10x25mm	16
D	 Washer Ø8x18mm	18
E	 Allen Key 4mm	1
F	 Screw M4x30mm	28

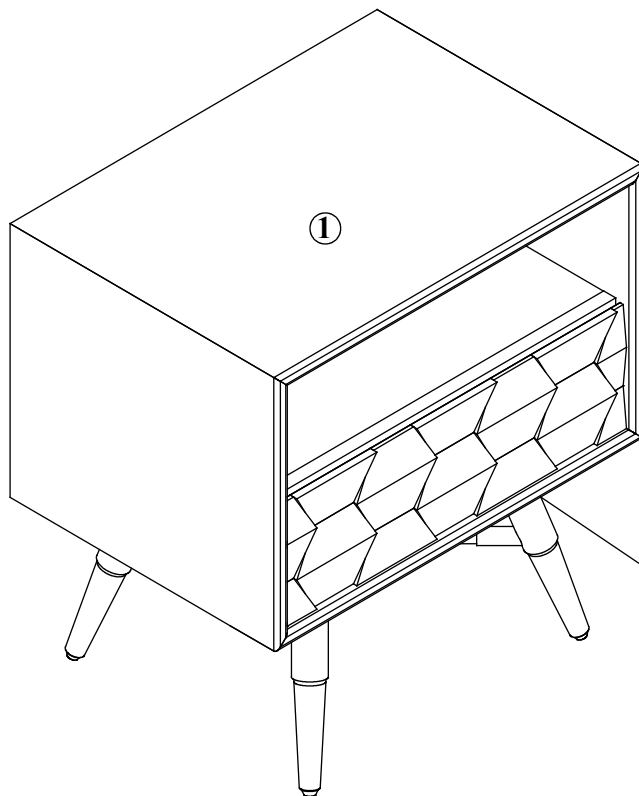
# NIGHT STAND

# ASSEMBLY INSTRUCTION

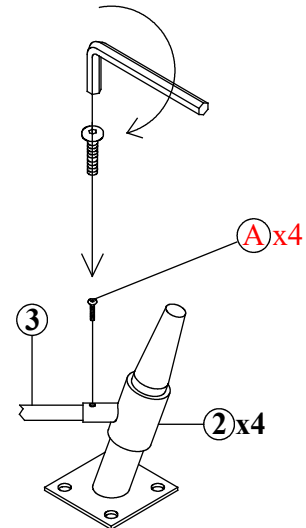
**CAUTION:** PLEASE READ ALL INTRUCTIONS BEFORE STARTING THE ASSEMBLY OF THIS PRODUCT. THESE PIECES ARE HEAVY. IN ORDER PREVENT PERSONAL INJURY AND ENSURE THAT THIS PRODUCT IS NOT DAMAGED DURING THE ATTENTION: ASSEMBLY PROCESS, IT IS STRONGLY RECOMMENDED THAT YOU ENLIST THE ASSISTANCE OF ONE OR MORE PEOPLE.

**ATTENTION:** VEUILLEZ LIRE TOUTES LES INSTRUCTIONS AVANT DE COMMENCER L'ASSEMBLAGE DE CE PRODUIT. LES PENDANT L'ASSEMBLAGE, POUR EUVITER BLESSURE ET POUR QUE LE PAS ENDOMMAGE CUIDADO OR DE LEER VOUS RECOMMANDONS DE FAIRE APPEL UN AUTRES PERSONNES.

**CUIDADO:** AVOR DE LEER TODAS LAS INSTRUCCIONES ANTES DE ENSAMBLAR SU PRODUCTO. ESTAS PIEZAS PESADAS. PARA PREVENIR HERIDAS PERSONALES YASEGURAR QUE SU PRODUCTO NO SEA DANADO MIENTRAS EENSAMBLADO. LA ASISTENCIA DE UNA O MAUS PERSONAS

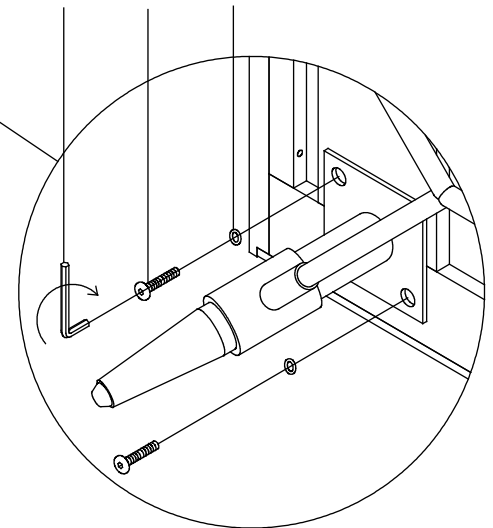


## STEP 1



D Bx16 Cx16





## STEP 2



### LIST OF PARTS AND HARDWARE

No.	Description	Q'ty
1	Main Body	1
2	Legs	4
3	Stretcher	1
4		

### LIST OF PARTS AND HARDWARE

No.	Description	Q'ty
A	 Bolt M6x15mm	4
B	 Bolt M6x20mm	16
C	 Washer Ø8xØ18mm	16
D	 Allen key 4mm	1