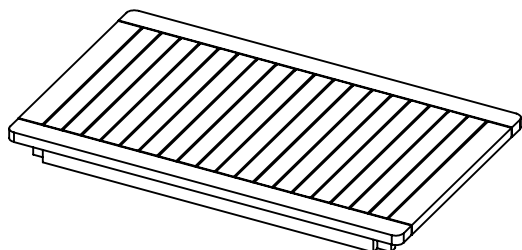


WAVEFRONT COFFEE TABLE

ASSEMBLY INSTRUCTIONS

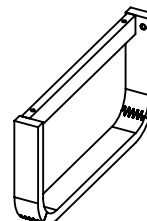
PARTS AND FITTING PACKAGING DETAIL

(A)



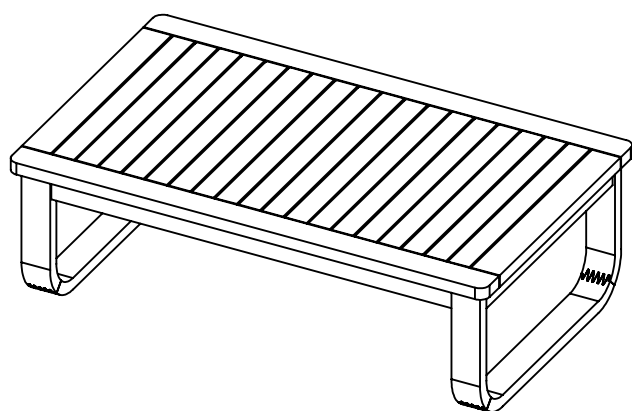
1 pcs

(B)




2 pcs

FULLY ASSEMBLED



HARDWARE* PACKED IN BOX #1


M6x30mm



(H1)

4 pcs

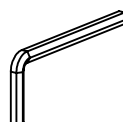
M6x60mm



(H2)

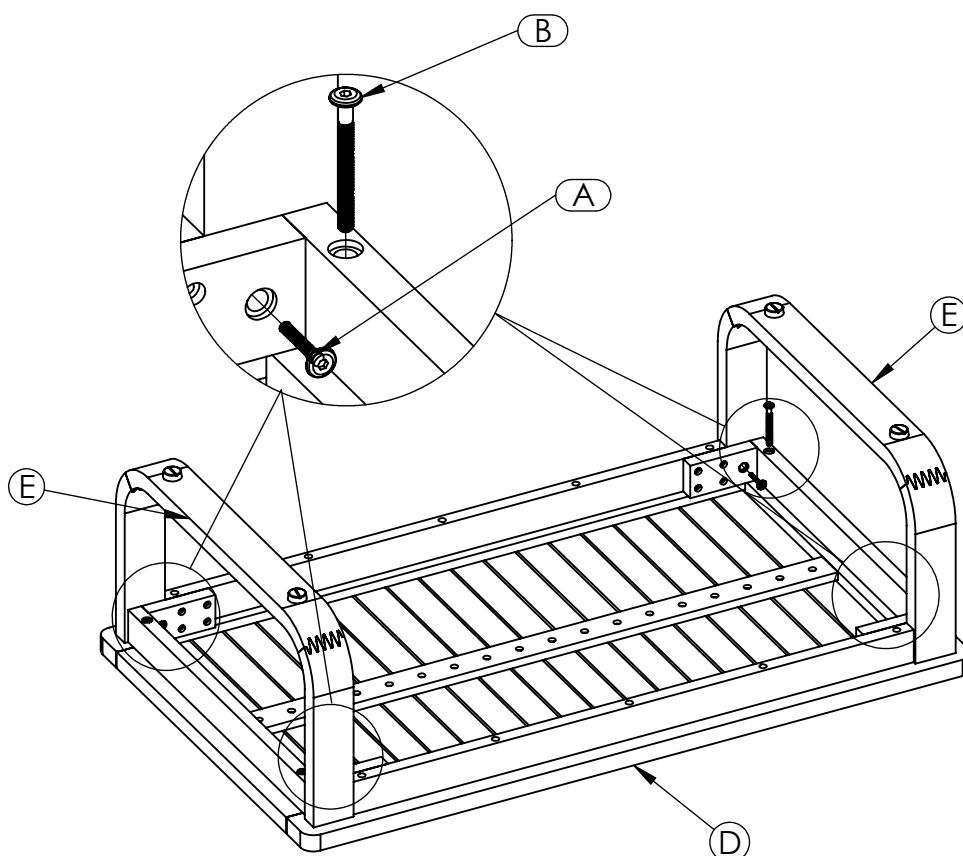
4 pcs

4x60mm



(H3)

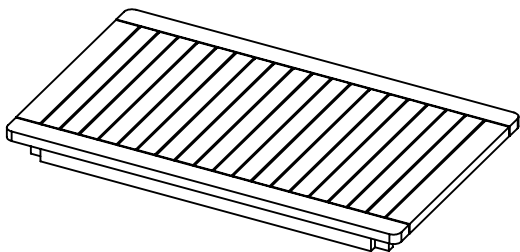
1 pcs



Be sure to tighten all bolts before use!

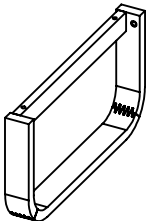
PARTS AND FITTING PACKAGING DETAIL

A

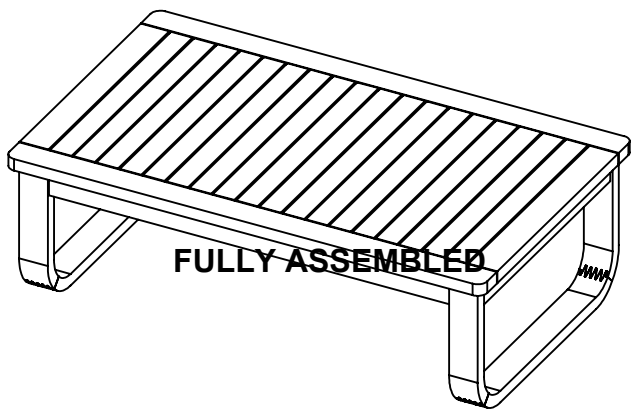


1 pcs

B




2 pcs



FULLY ASSEMBLED

HARDWARE* PACKED IN BOX #1


M6x30mm



H1

4 pcs

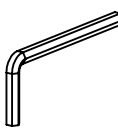
M6x60mm



H2

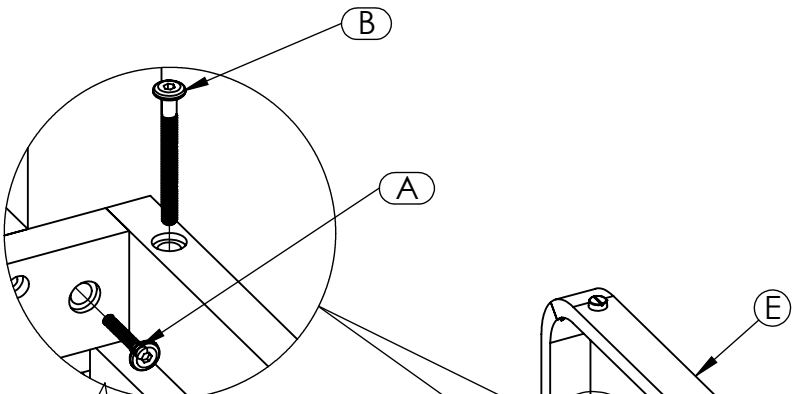
4 pcs

4x60mm

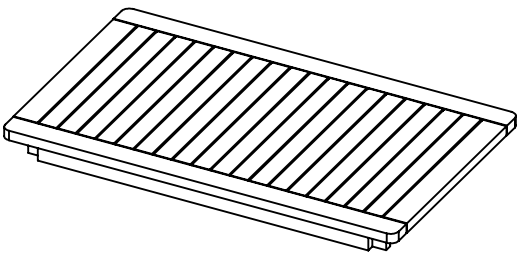
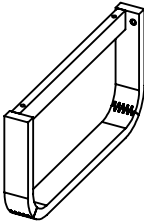


H3

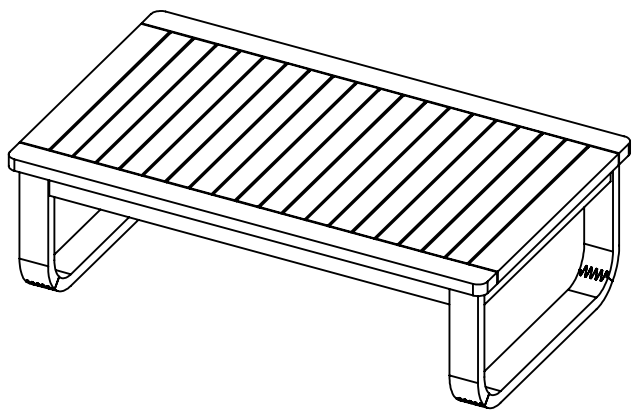
1 pcs



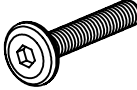

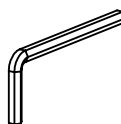
PARTS AND FITTING PACKAGING DETAIL

<p>Ⓐ 1 pcs</p> 	<p>Ⓑ 2 pcs</p> 
---	---

FULLY ASSEMBLED



HARDWARE* PACKED IN BOX #1

<p>M6x30mm</p>  <p>Ⓗ1 4 pcs</p>	<p>M6x60mm</p>  <p>Ⓗ2 4 pcs</p>
<p>4x60mm</p>  <p>Ⓗ3 1 pcs</p>	

