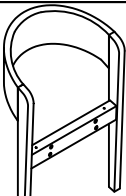
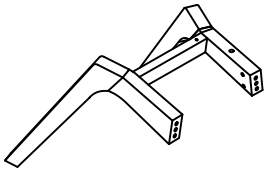



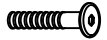







Product Assembly Instructions LCRWSIGRWA/LCRWSIGRBL

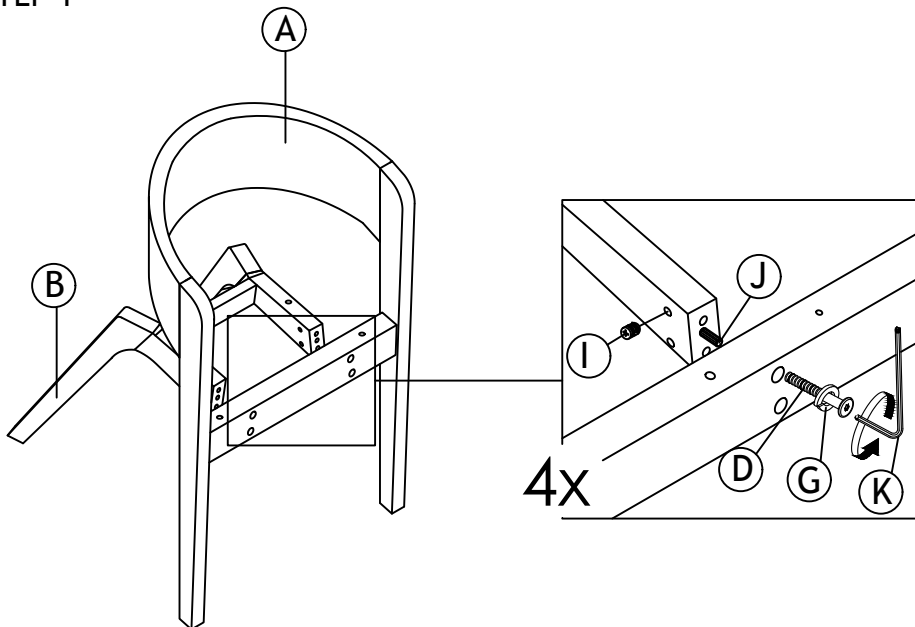
PART LIST

 <p>A: BACK REST x1</p>	 <p>B: BACK LEG (SET) x1</p>	 <p>C: CUSHION SEAT X1</p>
--	---	--

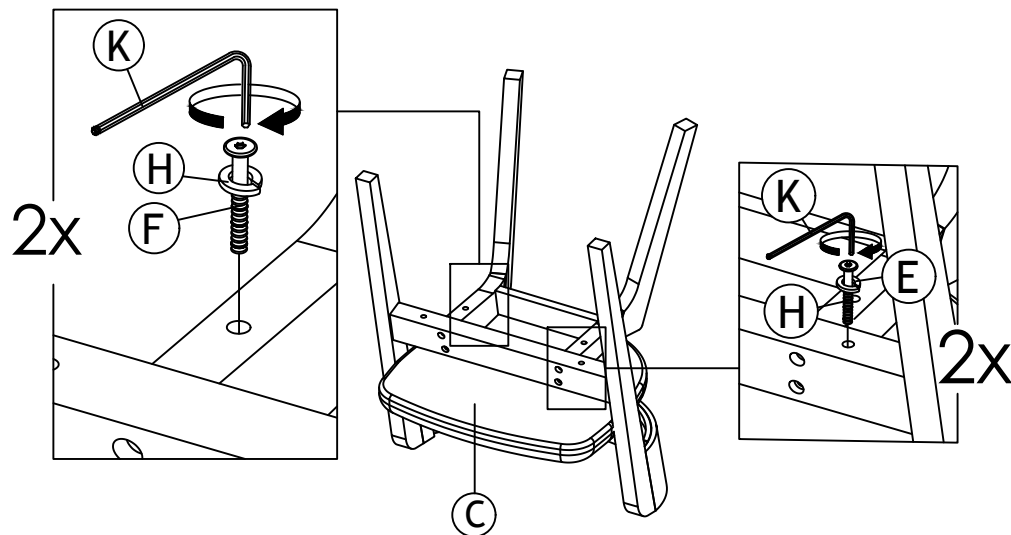
HARDWARE LIST

 <p>D: JCBC SCREW M6 x 80MM (BLK) x4</p>	 <p>E: JCBC SCREW M6 x 70MM x2</p>	 <p>F: JCBC SCREW M6 x 60MM x2</p>
 <p>G: SPRING WASHER 1/4" (BLK) x4</p>	 <p>H: SPRING WASHER 1/4" x4</p>	 <p>I: BARREL NUT M6 x 13MM x4</p>
 <p>J: WOOD DOWEL DIA 8 x 35MM x2</p>	 <p>K: ALLEN KEY M4 (BALL SHAPE) x1</p>	

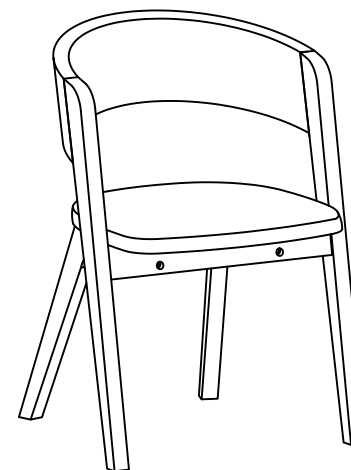
STEP 1



STEP 2



STEP 3



ASSEMBLY COMPLETED