

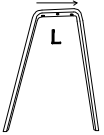

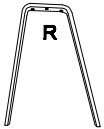

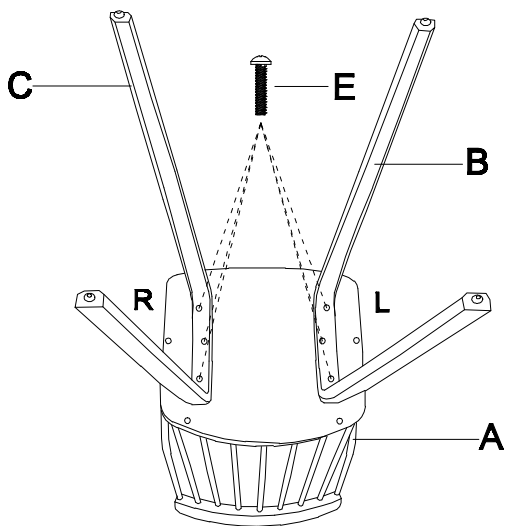


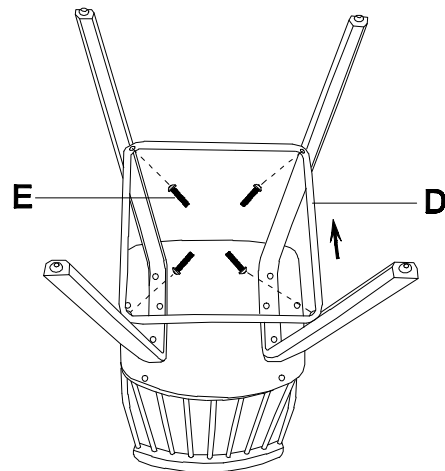
Assembly Instruction

A*1		D*1	
B*1		E*10+1EXT	 M6*30MM
C*1		G*1	 M6

STEP 1




STEP 2

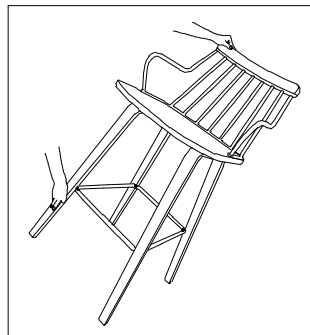


Fasten All screws indicate on Step 1 & Step 2.

STEP 3



STEP 4



NOTE:
Step4, if the foot is uneven, press the right foot.

