

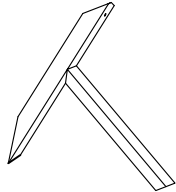


Product Assembly Instructions
LCCODIBLTOP/LCCODIBLBASE

PART LIST



A: TABLE TOP x1



B: TABLE LEG x6

HARDWARE LIST



E: JCBC SCREW M6 x 40MM x6



F: JCBC SCREW M6 x 60MM(BLK) x6



G: SPRING WASHER 1/4" x6



H: SPRING WASHER 1/4"(BLK) x6



I: ADJUSTABLE SCREW x6

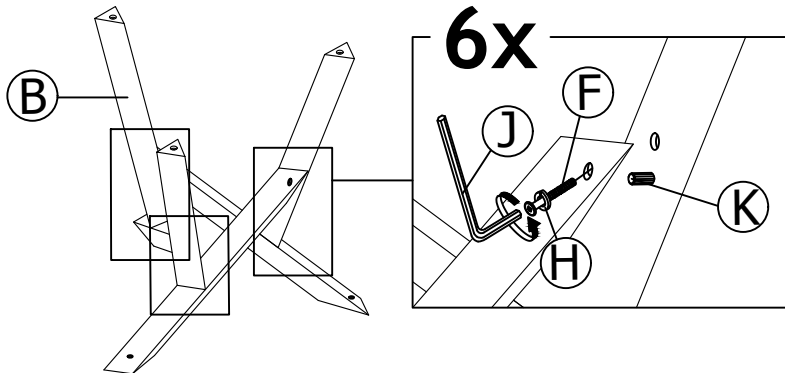


J: M4 ALLEN KEY (BALL SHAPE)LONG x1

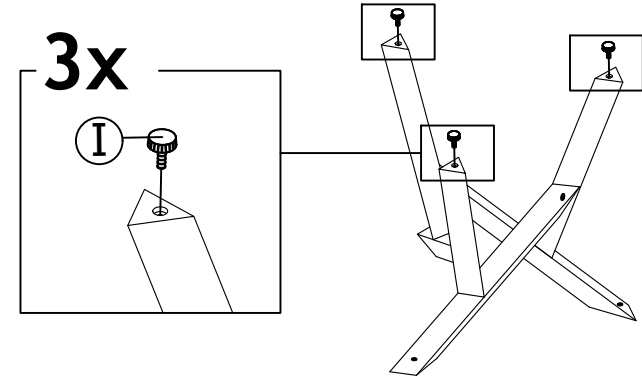


K: WOOD DOWEL DIA 12 x 30MM x6

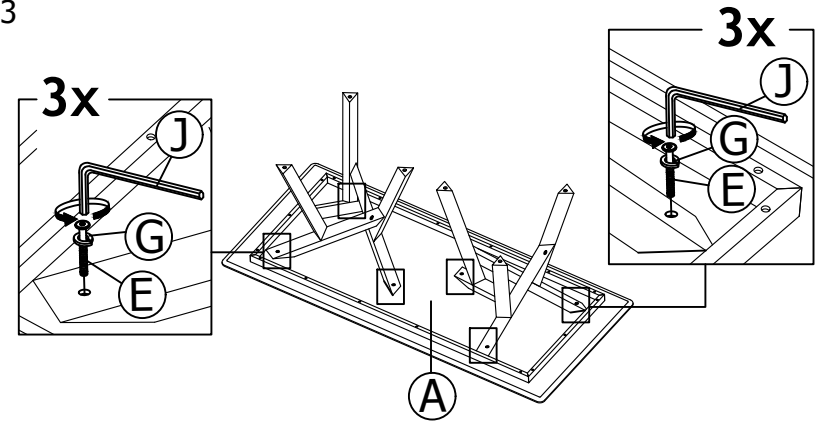
STEP 1



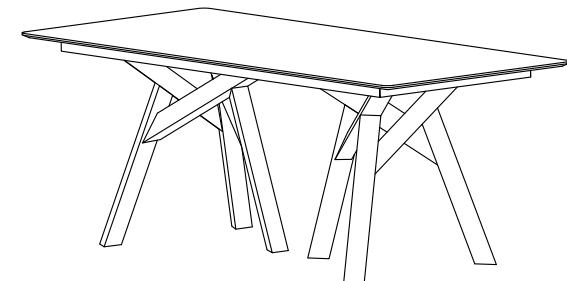
STEP 2



STEP 3



STEP 4



ASSEMBLY COMPLETED