

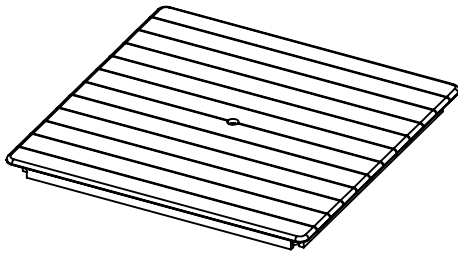
# BALMOR SQUARE TABLE

## ASSEMBLY INSTRUCTIONS

### PARTS AND FITTING PACKAGING DETAIL

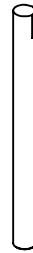
(A)

1 pcs

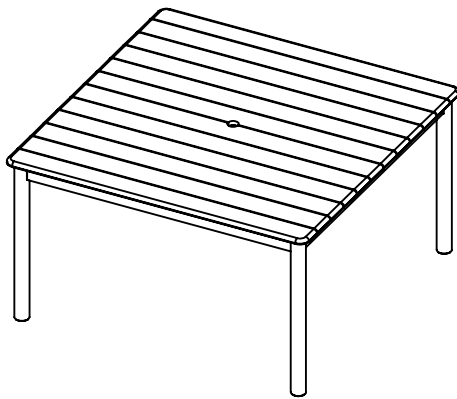


(B)

4 pcs



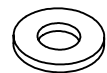

### FULLY ASSEMBLED



### HARDWARE\* PACKED IN BOX #1

M8x70mm

Ø 8x18x2mm



(H1)

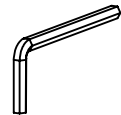
8 pcs

(H2)

8 pcs

Ø 9x13x2mm

4x60mm



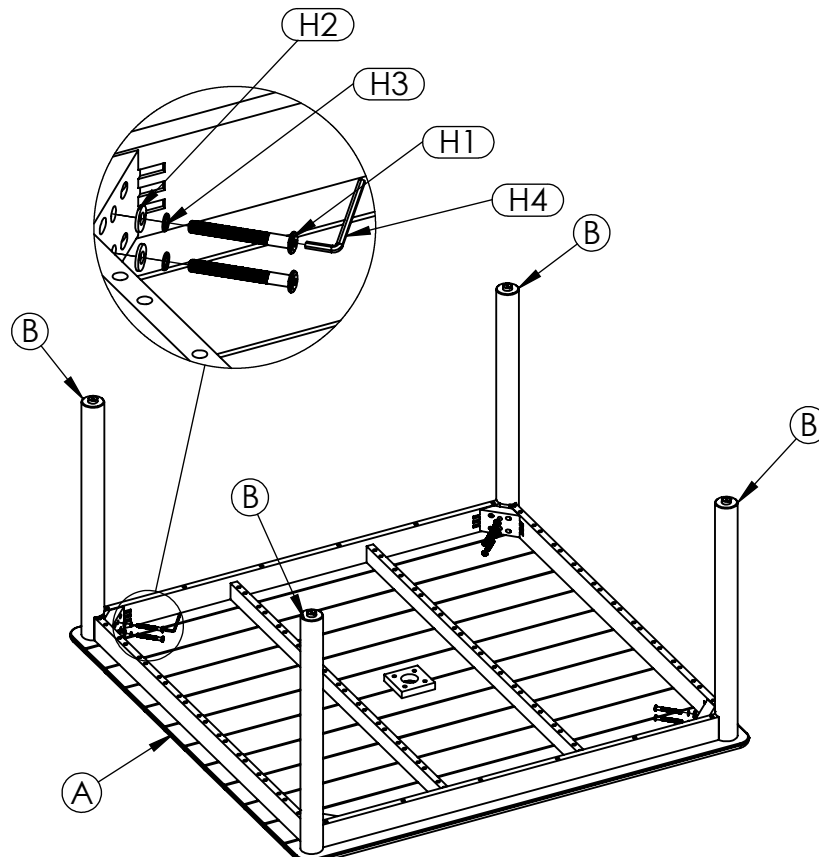
(H3)

8 pcs

(H4)

1 pc

Step 1:



Be sure to tighten all bolts before use!

Page 1 of 1