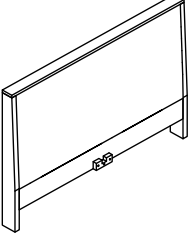




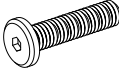

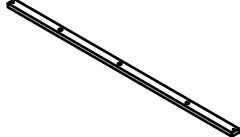




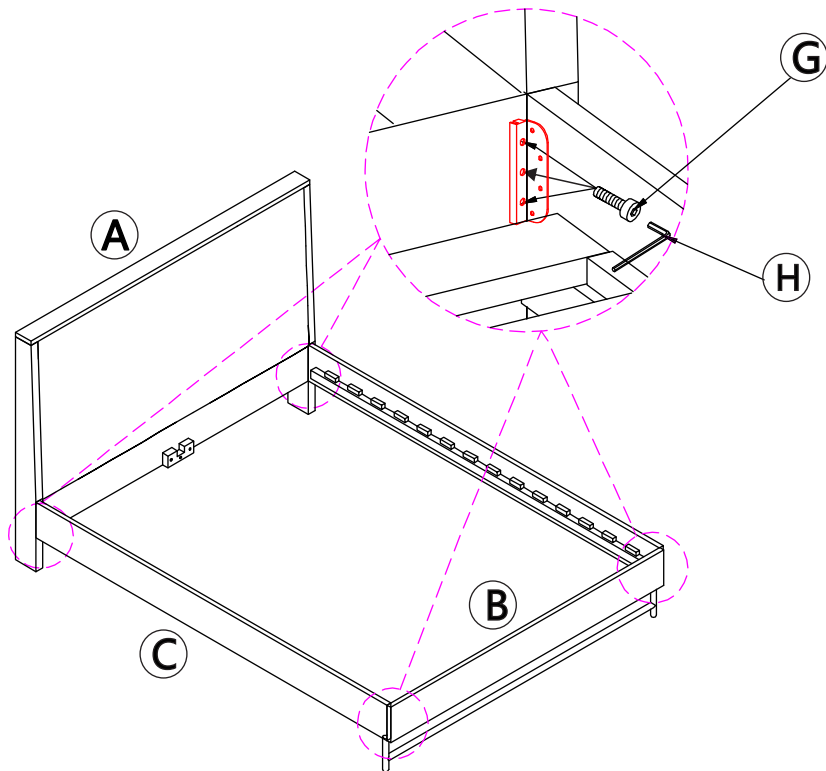


# Product Assembly Instructions

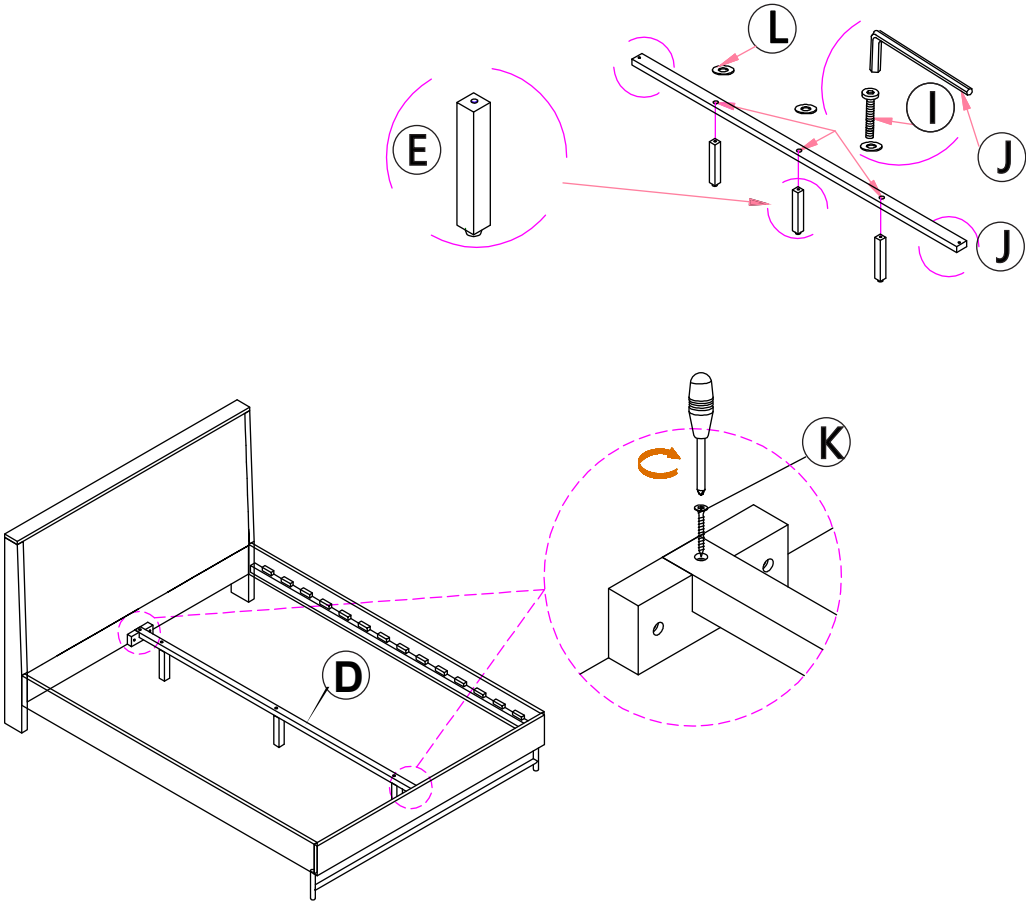
## BUSH-KB202

 <p><b>A: Headboard</b> x1</p>	 <p><b>B: Footboard</b> x1</p>	 <p><b>C: Side Rall (L+R)</b> x2</p>	 <p><b>G: Bolt M6*10mm</b> x12</p>
			 <p><b>H: Allen key M5</b> x1</p>
			 <p><b>I: M6*60mm</b> x3</p>
			 <p><b>J: Allen key M4</b> x1</p>
 <p><b>D: Middle Rall</b> x1</p>	 <p><b>E: Center Leg</b> x3</p>	 <p><b>F: Slat Frame</b> x15</p>	 <p><b>K: Screw M4*30mmx32</b></p>
			 <p><b>L: Washer</b> x3</p>

### STEP 1



# STEP 2



# STEP 3

