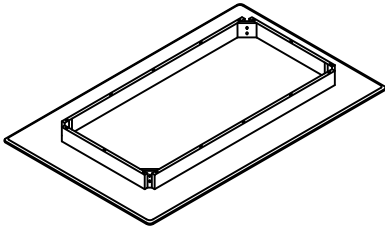




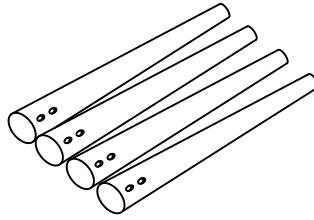
Product Assembly Instructions

LCWEDIBL/LCWEDIWA

PART LIST




A : TABLE TOP x1



B : TABLE LEG x4

HARDWARE LIST



C : JCB SCREW M8 x 70mm x8



D : SPRING WASHER 5/16" x8


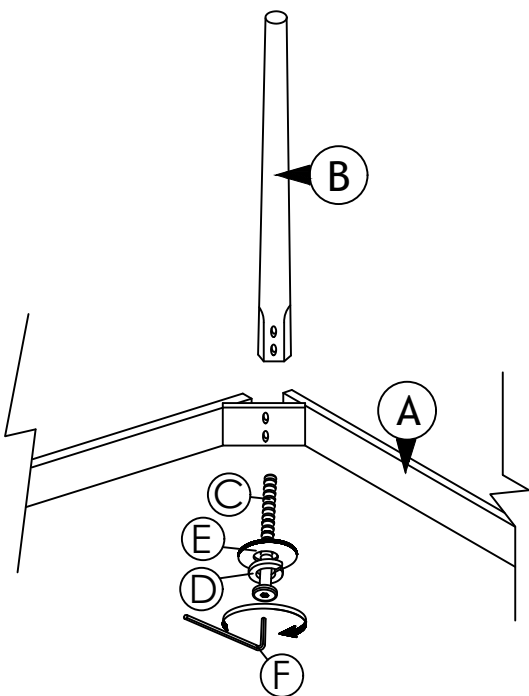


E : FLAT WASHER 5/16" x8



F : ALLEN KEY M5 x1

STEP 1



ASSEMBLY COMPLETED