

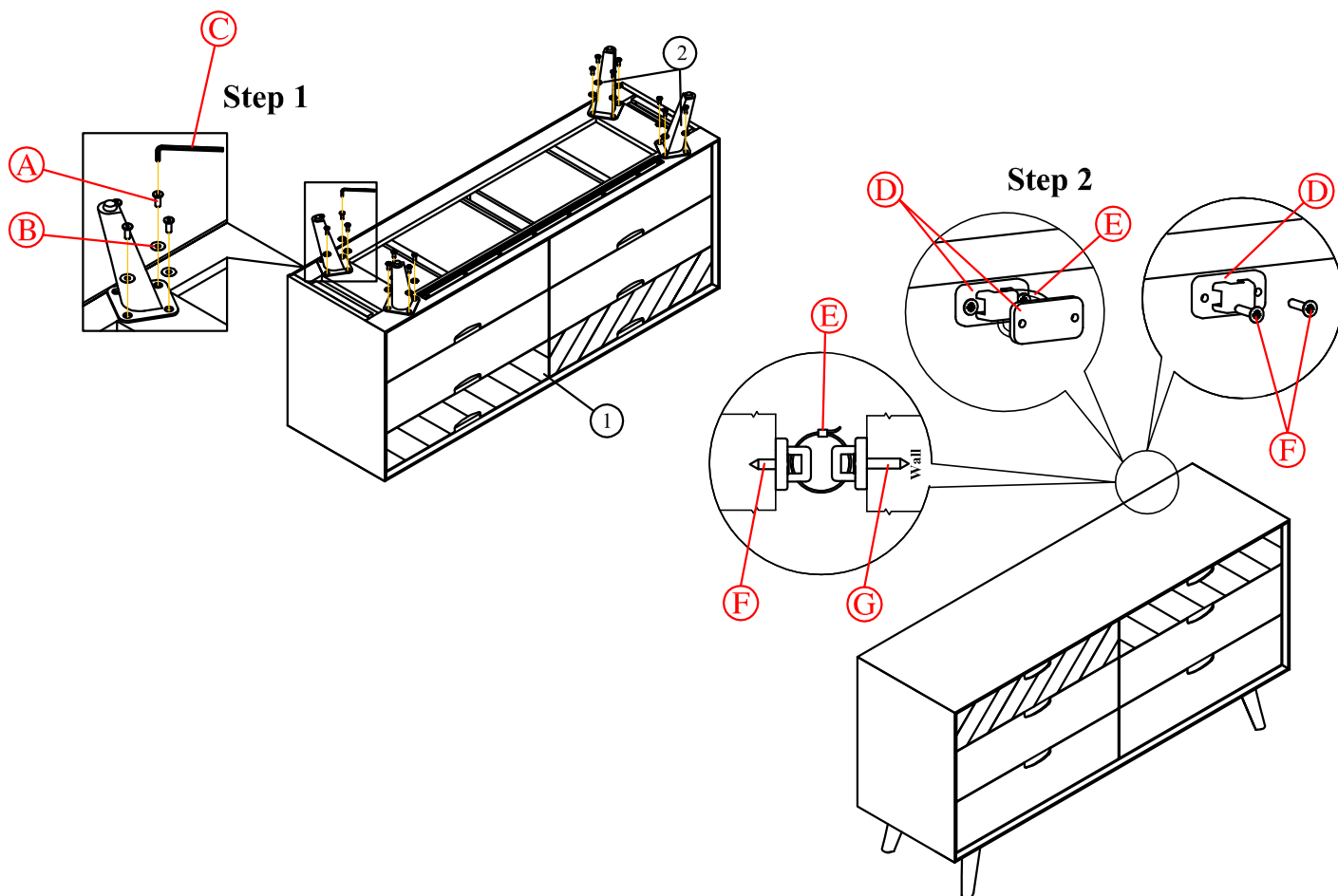
# DRESSER

# ASSEMBLY INSTRUCTION








**CAUTION:** PLEASE READ ALL INSTRUCTIONS BEFORE STARTING THE ASSEMBLY OF THIS PRODUCT. THESE PIECES ARE HEAVY. IN ORDER PREVENT PERSONAL INJURY AND ENSURE THAT THIS PRODUCT IS NOT DAMAGED DURING THE ATTENTION: ASSEMBLY PROCESS, IT IS STRONGLY RECOMMENDED THAT YOU ENLIST THE ASSISTANCE OF ONE OR MORE PEOPLE.

**ATTENTION:** VEUILLEZ LIRE TOUTES LES INSTRUCTIONS AVANT DE COMMENCER L'ASSEMBLAGE DE CE PRODUIT. LES PENDANT L'ASSEMBLAGE, POUR EUVITER BLESSURE ET POUR QUE LE PAS ENDOMMAGE CUIDADO OR DE LEER VOUS RECOMMANDONS DE FAIRE APPEL UN AUTRES PERSONNES.

**CUIDADO:** AVOR DE LEER TODAS LAS INSTRUCCIONES ANTES DE ENSAMBLAR SU PRODUCTO. ESTAS PIEZAS PESADAS. PARA PREVENIR HERIDAS PERSONALES YASEGURAR QUE SU PRODUCTO NO SEA DANADO MIENTRAS EENSAMBLADO. LA ASISTENCIA DE UNA O MAUS PERSONAS



## LIST OF PARTS AND HARDWARE

No.	Description	Q'ty
A	 Bolt Ø6 x 20mm	16
B	 Washer Ø8/Ø18mm	16
C	 Allen Key 4mm	1
D	 <b>Bracket</b>	4
E	 <b>Tie</b>	2
F	 Screw Ø4 x 20mm	4
G	 Screw Ø4 x 35mm	4

## LIST OF PARTS AND HARDWARE

No.	Description	Q'ty
1	Main body	1
2	Leg	4