






ASSEMBLING INSTRUCTION

5		S=4	1
4		M6X65	4
3		$\Phi 13 * L. 5 * \Phi 6$	4
2		510X499X425	1
1		430X536X533	1
Number	Description	Measurement	Pieces
Model DC16931A-B			